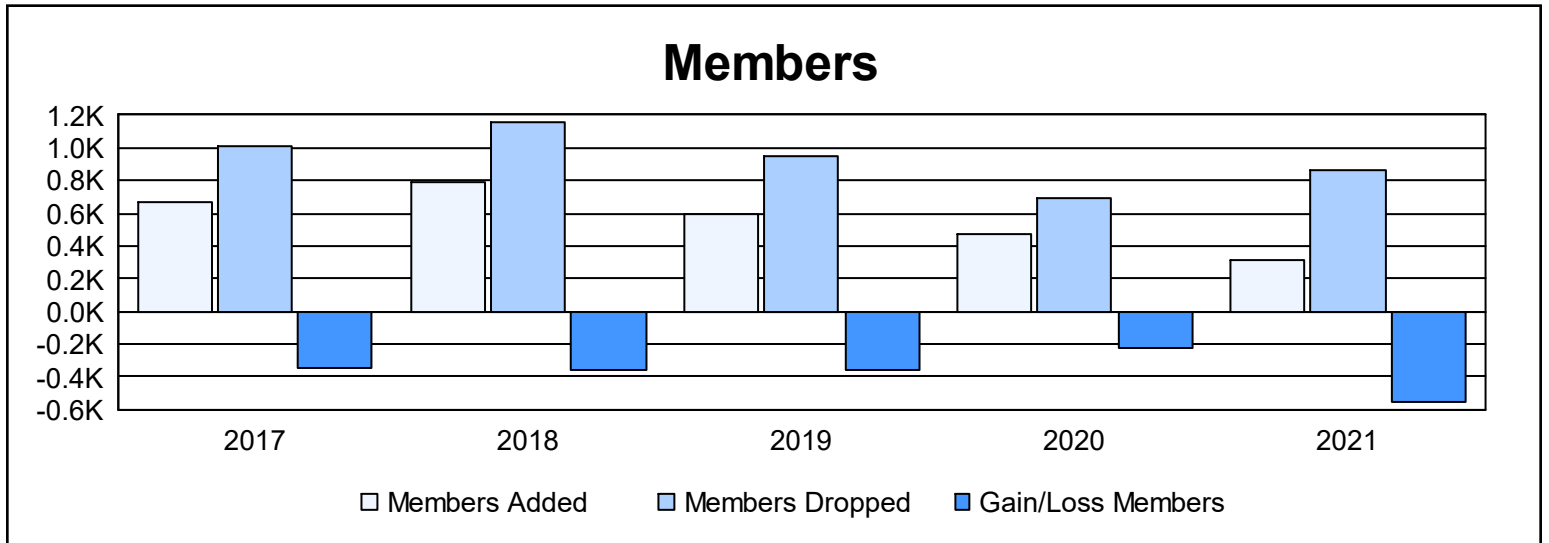
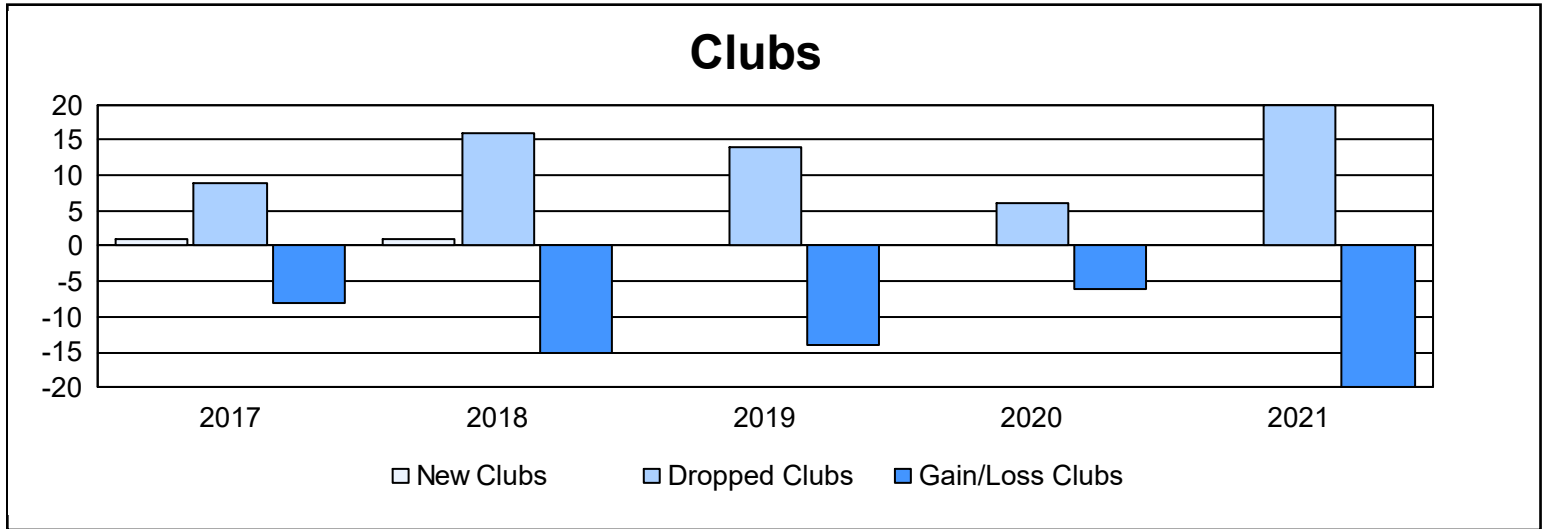
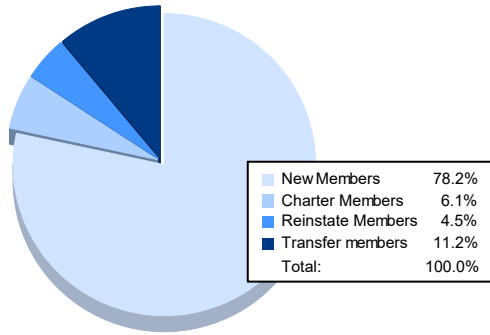


Year	New Clubs	Dropped Clubs	Gain/ Loss Clubs	New Members	Charter Members	Reinstate Members	Transfer Members	Total Member Added	Total Members Dropped	Gain/ Loss Members
2016-2017	1	9	-8	609	20	24	18	671	1,015	-344
2017-2018	1	16	-15	561	48	20	164	793	1,154	-361
2018-2019	0	14	-14	494	5	15	81	595	952	-357
2019-2020	0	6	-6	388	6	15	62	471	696	-225
2020-2021	0	20	-20	244	19	14	35	312	869	-557
Average	0	13	-13	459	20	18	72	568	937	-369



Membership Composition June 2021 Cumulative



Gender Composition June 2021 Cumulative

